

FIRESEAL Fire Rated Personnel Door

30/60/120-minute fire rating

Doors for working areas



FIRESEAL Fire Rated personnel doors are available with 30, 60 or 120 minute fire ratings. The door has been designed to have a similar appearance to the standard personnel door and is manufactured with a stainless steel clamp frame and stainless steel leaf surround.

The stainless steel frame is prepared for easy installation onto insulated panel and can be adapted to fit onto blockwork.



**GRUPO
repro**



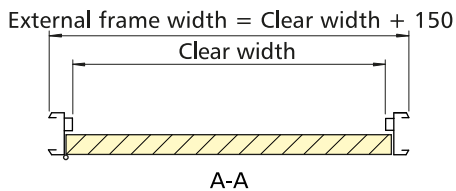
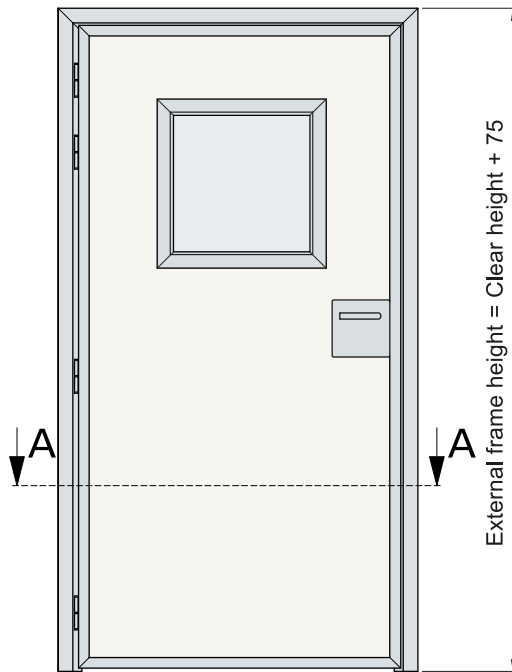
The 60mm Rockwool core provides the same leaf strength as our injected leaves and the leaf finish can be provided in white foodsafe PVC (RAL9010), white polyester, stainless steel or any RAL reference.

Door closers are provided as standard to meet fire regulations and there is a wide choice of furniture options to choose from including fire escape furniture, kickplate protection, etc.

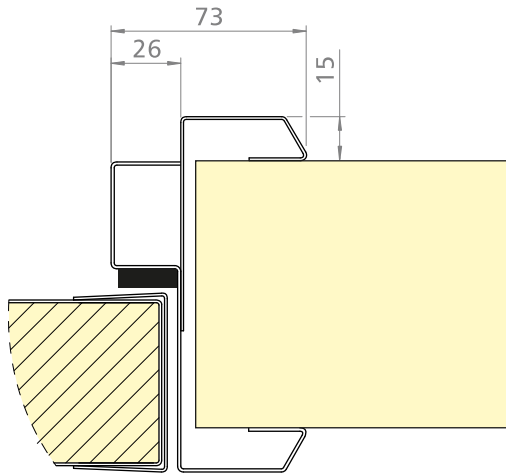
Fire rated vision panels with a stainless steel surround are also offered and do not affect the fire classification of the door.



www.bluseal.co.uk



Service Door Frame



STRUCTURAL OPENING DIMENSIONS

	Width	Height
Panel	30 + Clear width + 30	Clear height + 30

FIRESEAL Fire Rated Personnel Door Specification:

- Leaf finish in PVC coated or painted steel in a range of RAL colours or stainless steel (including circle-polished).
- Suitable for +8°C and above.
- 60mm mineral wool core material.
- The door leaf surround is in stainless steel.
- Each door is custom-made to your dimensions.
- Intumescent gasket to the frame
- Standard vision panel dimensions 300mm x 400mm (please ask for alternatives including DDA regulation).
- Speed adjustable door closers with a variety of opening functions and finishes.
- Eurocylinder key locks, thumb turn locks, keycode locks, etc
- Push plate & pull handles with roller latch, emergency escape panic furniture.
- Door protection in stainless steel, 5-bar aluminium or 8mm white polyethylene.

